

SE210-9

The medium-sized workhorse in Shantui's lineup of excavators

- ▶ Engine model: Cummins B5.9-C (Tier 2)
- ▶ Rated power: 112 kW/1950 rpm
- ▶ Operating weight: 20.8 t

Product features

* The paralleling radiator is adopted to effectively prevent the overheating. The exhaust system is optimized based on the Fluent simulation to reduce the exhaust noise and improve the engine power utilization efficiency. The transmission route is optimized based on the MATLAB vibration system simulation principle so that the noise level of the machine is superior to CE standard requirement. The three-stage integrate fuel filter and the electric fuel pump guarantee the good fuel adaptability and effectively protect the engine.

* Product reliability: The high quality core parts and the design optimized working device feature stable and reliable quality.

* Operations and maintenances: The large color display can real-time monitor the working status of machine mode and incorporates the malfunction self-diagnosis and record function. The multi-stage power control is adopted for the manual and electronic accelerators so that the user can select different working modes depending on own needs. The diversified optional attachments, including breaking hammer, ripper, and quick change device, can be equipped to realize the digging, landfill, breaking, and leveling operations, featuring multi-function capability. The remote installation locations for the maintenance parts ease the maintenance operations..

* Comfort: Within the spacious cab, the arrangement and color matching of the upholstery are designed as per the ergonomic principle. The full-automatic A/C system, automatic air vent adjustment and distribution, and height and position adjustable seats feature excellent adaptability. The cab is equipped with composite shock absorbers to effectively mitigate the vibration of the cab.

* Appearance: The all-new modeling is designed as per bionic principle and is covered with fully molded and electrophoresis treated coverings.



shantui e-shop

SHANTUI

VALUE THAT WORKS

Shantui Construction Machinery Co., Ltd.

ADDRESS:
No. 58, G327 Highway
Jining City, Shandong, CHINA

TEL: +86-537-2909369
FAX: +86-537-2311219
EMAIL: trade@shantui.com

SE210-9

Technical specifications:

Minimum ground clearance: 470 mm

Overall length: 9625 mm







Operating weight: 20.8 t

Overall height: 3075 mm

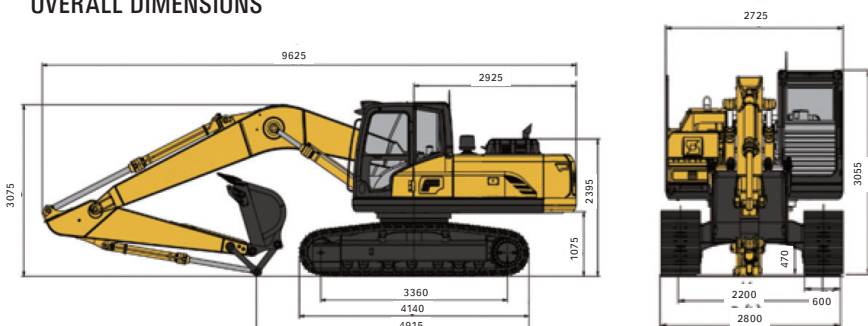
Ground pressure: 47.5 kPa

Overall width: 2800 mm

SE210-9

	ENGINE	Model	Cummins B5.9-C
		Type	Water cooling, in-line ,6 cylinders, turbocharging
		Quantity of cylinders	6
		Bore x stroke	102 x 120 mm
		Displacement	5.9 L
		Power output	112 kW/1950 rpm
		Maximum torque	614N.m
	HYDRAULIC SYSTEM	Pump	Imported
		Type	Variable plunger pump
		Maximum discharge flow	2x218 L/min
		Control circuit	3.9 MPa
		Travel circuit	34.3 MPa
		Swing circuit	25.5 MPa
	TRAVEL SYSTEM	Travel motor	Variable axial piston motor
		Travel brakes	Lubricated double-disc
		Parking brake	Pressure release
		Travel shoes	2 x 46
		Travel speed	3.15/5.15 km/h
		Drawbar pulling force	214 kN
		Gradeability	70%
		Minimum ground clearance	470 mm
	OIL CAPACITY	Fuel tank	330 L
		Cooling system	28 L
		Engine oil	22 L
		Hydraulic oil tank	270 L
		System capacity	400 L
	SWING SYSTEM	Brake	Pressure Release Mechanical Braking
		Swing speed	11 rpm
		Tail swing radius	2925 mm
		Arm digging force	99/107 KN
		Bucket digging force	135/146 KN
	BUCKET	Bucket capacity	Backhoe bucket 0.9 m ³ (SAE)
		Number of bucket teeth	4
		Bucket width	1267 mm
		Arm length	2.925 m
		Maximum digging reach/Maximum digging reach at ground level	9.86 m/9.675 m
		Maximum digging depth/height	6.49 m/10.095 m
		Maximum dumping height	7.19 m
		Minimum swing radius	2.97 m

OVERALL DIMENSIONS



▶ THE SPECIFICATIONS ARE SUBJECT TO CHANGE WITHOUT NOTICE. THE PICTURES MAY INCLUDE OPTIONS. THE ACTUAL COLOR & APPEARANCE OF THE PRODUCT MAY DIFFER FROM WHAT IS SHOWN.